

SUMMER
holiday is here!



Delhi Public School, Jammu

Session : 2019-2020



Holiday Fun

SUMMER HOLIDAY HOMEWORK

Time to play, enjoy and learn
Explore, discover and have fun,
Enjoy treats in the blazing Sun.
Plan a trip and explore,
Be it a mountain or the sea shore.
Be helpful and nice to all,
You are a Dipsite, a winner and
A learner in all.

SUMMER BREAK



Name : _____ Class : Nursery Sec: _____ Roll No.: _____

"Children learn as they play. More importantly, in play, children learn how to learn."


It's vacation time again. The uphill task of keeping your little one's fruitfully occupied must be the top most priority in your mind. We at DPS, have planned interesting, innovative and creative holiday work for your children to enable them to widen their horizons and be in rhythm with the school curriculum. Kindly guide your wards to work independently under your able supervision.

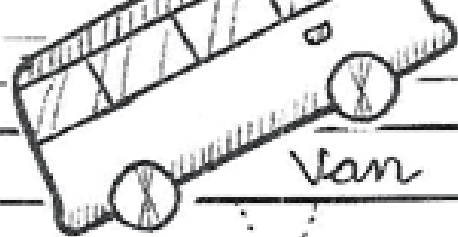
Here are a few suggestions which are helpful for the overall development of your children:

- ◆ Spend quality time with your children.
- ◆ Explore their creativity and take care of their emotional, social and physical needs.
- ◆ Encourage your children to help you in household chores like watering the plants, laying the table, serving the food, filling water bottles, etc.
- ◆ Create structure and boundaries. Holidays are a break from normal schedule of the school days. The children might be free but still ensure they follow some time schedule like bed time, study time, play time, etc.
- ◆ Encourage your children to try something new- like singing, dancing and painting or may be a summer camp. New activities encourage brain development and build your child's focus and creativity.
- ◆ Try to keep technology away by introducing them to books and stories.
- ◆ Parents must adopt healthy lifestyle, like eating good nutritious food and doing exercise everyday to become good role models for their children to imitate.
- ◆ Plant a sapling, water it and watch it grow.
- ◆ To enhance the experiential learning of your wards, we urge you to take them for a nature walk. Ask them to count birds, trees, leaves, etc.
- ◆ Encourage them to take care of their personal hygiene by inculcating habits like – brushing teeth twice daily, washing hands before and after meals, trimming nails and keeping them clean, bathing everyday, etc.


Coordinator (Pre Primary)
DPS, Jammu


Headmistress
DPS, Jammu

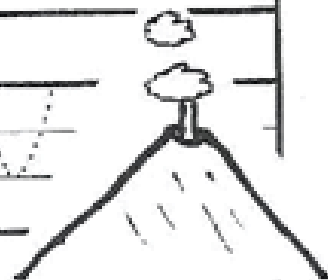

Principal
DPS, Jammu




Van



Vegetable



Volcano



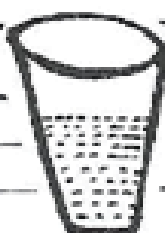
Wall



Whistle



Well




Water




Watermelon






























Circle the correct letter.




P A I



U T O



J H N



Q M V



L S T



D E M



F J E



A U B



C E N

Match the alphabet with correct pictures.

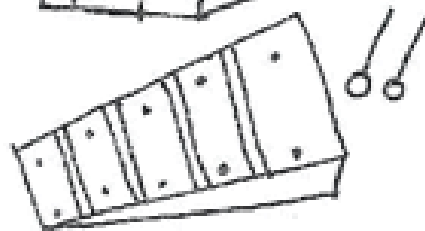

L




T



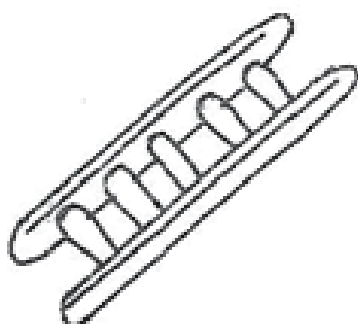
W




F



X



E



H



Odd One Out

Circle the picture whose name doesn't start with the letter given in each set.

E



H




T



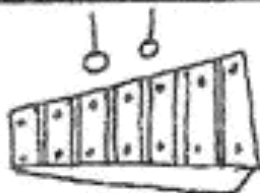
L




I




X



V



Colour only those pictures whose first letter is written on the shell of the turtle.




L




Sub: Hindi


★ चित्र देखकर अक्षर लिखें।















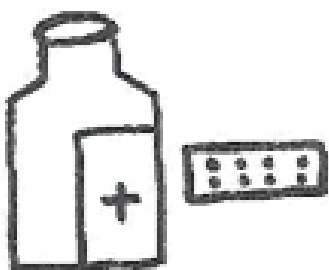







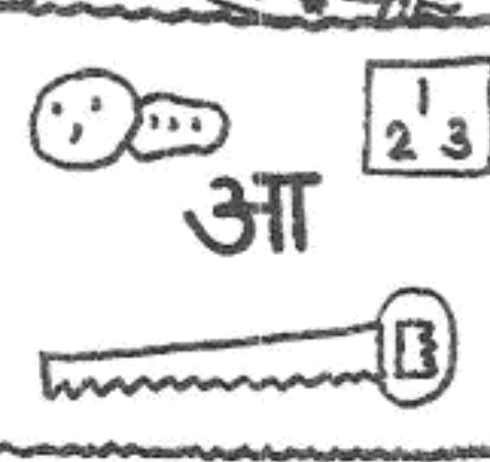

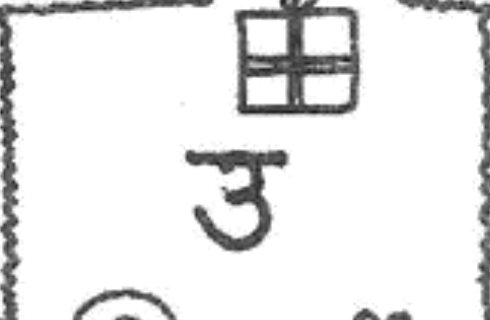





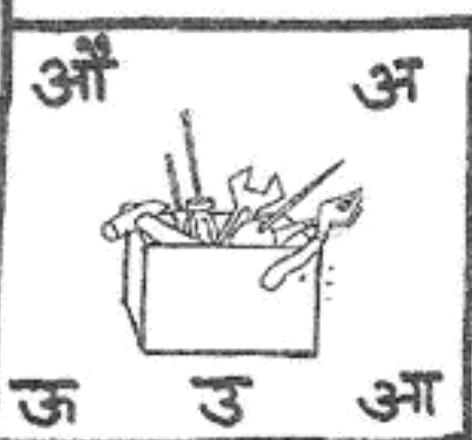
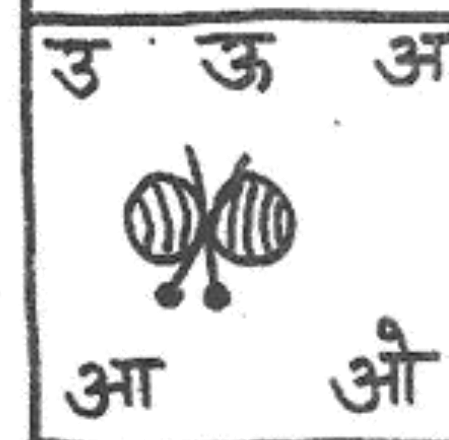
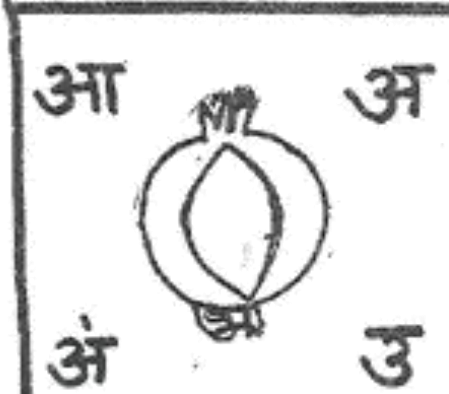
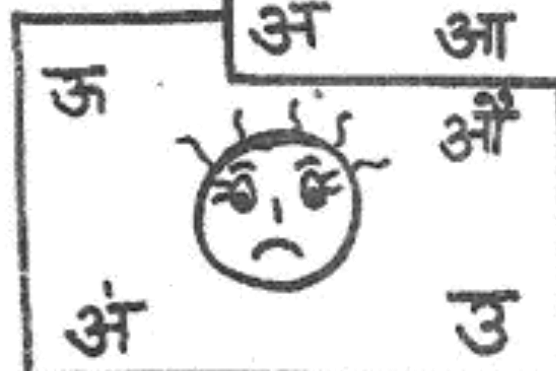
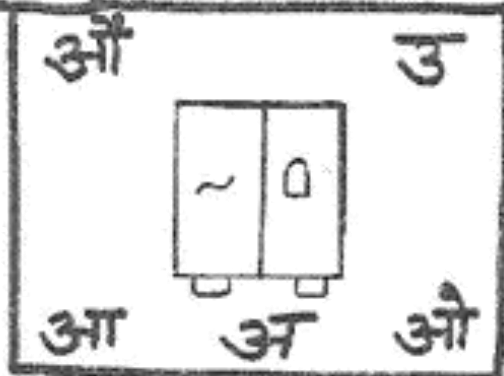











★ अक्षर देखकर सही चित्र में रंग भरें।



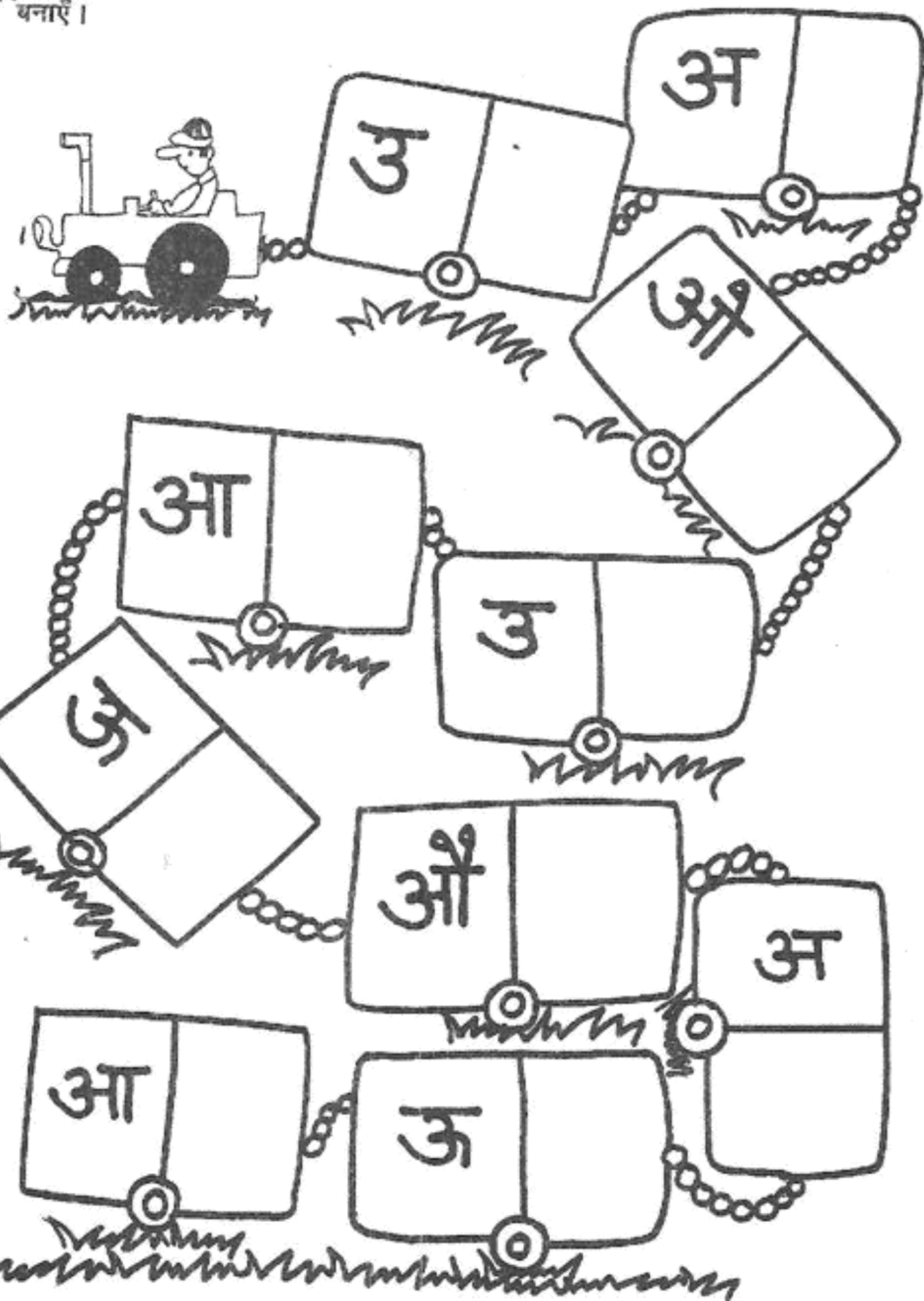
★ चित्र देखकर सही अक्षर गोल करें।



★ जो चित्र दिए गए अक्षर से संबंधित नहीं हैं उस पर काटा लगाएँ।

उ			
ओ			
अ			
ऊ			
औ			
आ			
अं			

★ दिए गए अक्षर से संबंधित चित्र बनाकर या चिपकाकर "चित्र एल्बम" बनाएँ।



अं

अंगूर



1	2	3
---	---	---

अंक

अंगूठा



अं	अं
----	----

अं	अं
----	----

अं	अं
----	----

अं	:
----	---

:	:
---	---

:	:
---	---

अं	:
----	---

:	:
---	---

:	:
---	---

अं	:
----	---

:	:
---	---

:	:
---	---

अः

अः	अः
----	----

अः	अः
----	----

अः	अः
----	----

अः	:
----	---

:	:
---	---

:	:
---	---

अः	:
----	---

:	:
---	---

:	:
---	---


अः	:
----	---

:	:
---	---


:	:
---	---

Maths


Write the missing number.



Find the number and colour it.



Count and colour correct number.



① ② ③



① ② ③




③ ④ ⑤



③ ④ ⑤

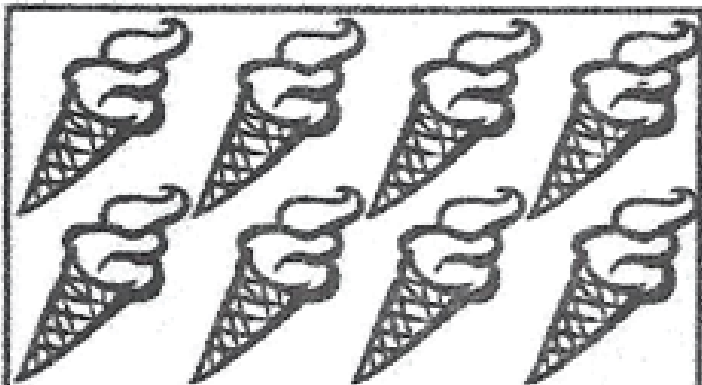


④ ⑤ ⑥

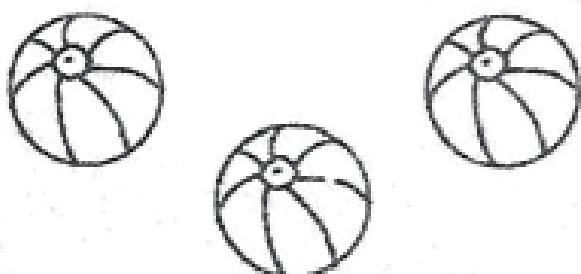


④ ⑤ ⑥


Count and circle the number.




7 8 4



1 2 3



6 7 8



4 3 2



2 3 4