



Delhi Public School Jammu
Session 2022-2023
Class : Prep

FUN IN HOLIDAYS



**happy
holidays!**

A decorative border featuring various tropical plants and flowers, including blue and green leaves, orange and yellow flowers, and a pink flower, surrounding the central text area.

Dear Children,

The long awaited summer vacation is here. Summer is a time to relax, be productive and get ahead. As important as it is to rest and enjoy, it is also important to continue to learn. Strike a balance between work and play and allow yourself to grow. In the process along with enjoying and relaxing make this summer a time to learn new things exploring the opportunities available.

To enhance your learning, we have planned enjoyable Activities to keep your skills sharp and concepts clear. Use your energy and give a vent to your creativity.

- Spend quality time with your family.
- Help in household chores like watering the plants, laying the table, filling water bottles, serving the food etc.
- Ensure you should follow some time schedule like Bedtime, study time, play time etc.
- Adopt healthy lifestyle like eating good nutritious food,
- Do exercise everyday and take care of personal hygiene.

It will surely enhance your learning. Relax, enjoy and have lots of fun.

Academic Coordinator

LET'S LEARN AND ENJOY...

PROJECTS

1. RECYCLED CRAFT WITH BOTTLES.



A fantastic & easiest looking and making recycled craft (Rocket, Penguin, & Duck etc..) by using bottles. Beautiful and highly creative craft can be made with ease. It can be a **great craft**.

Material Required:- Plastic Bottles , Tape, Glue, coloured sheets, cotton, poster colour & paint brush.



2. ALL ABOUT ME !

Make Spinner craft about yourself "**All About Me**". This activity is super fun & memorable activity for kids to express themselves (like his/her name, how many letters are there in their name, their fav. colour, animal, food, season etc.). More things can be added like fav. person, fav. comic character and & so on.



Dear Parents,

Kindly click on the link given below & watch the video for more clarity.

<https://pin.it/7gSClgK>






Direction : Write the missing number








Missing Numbers 1-30

1			4	5	
7	8		10		12
13		15	16		18
	20			23	
25		27	28		30

***What comes after..**

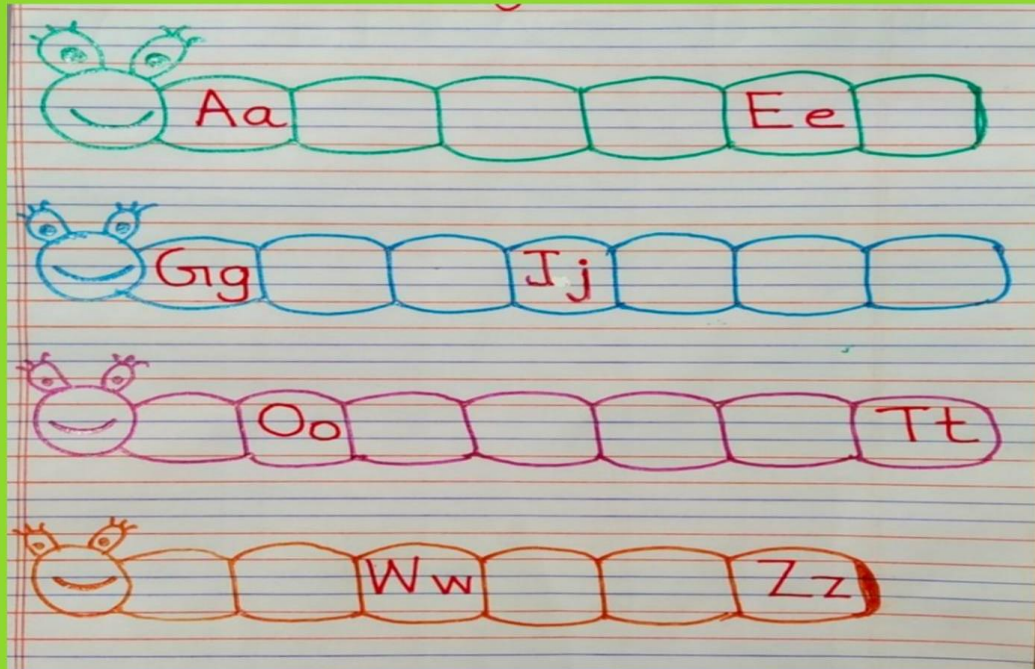
	1	
	9	
	7	
	11	
	14	

	4	
	13	
	2	
	12	
	6	

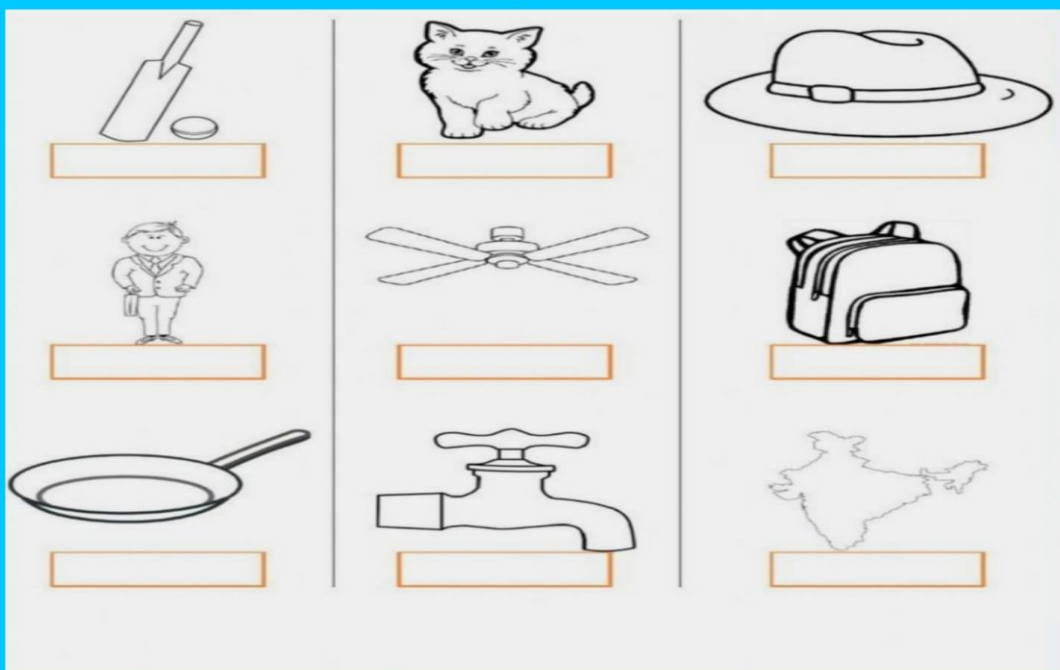
Count Backwards and fill the missing numbers..

1)	18	17	16		14		12	11
2)	20		18	17	16		14	
3)	17	16		14		12		10
4)	19	18		16	15		13	12
5)	16	15		13		11		9
6)	19		17	16		14		

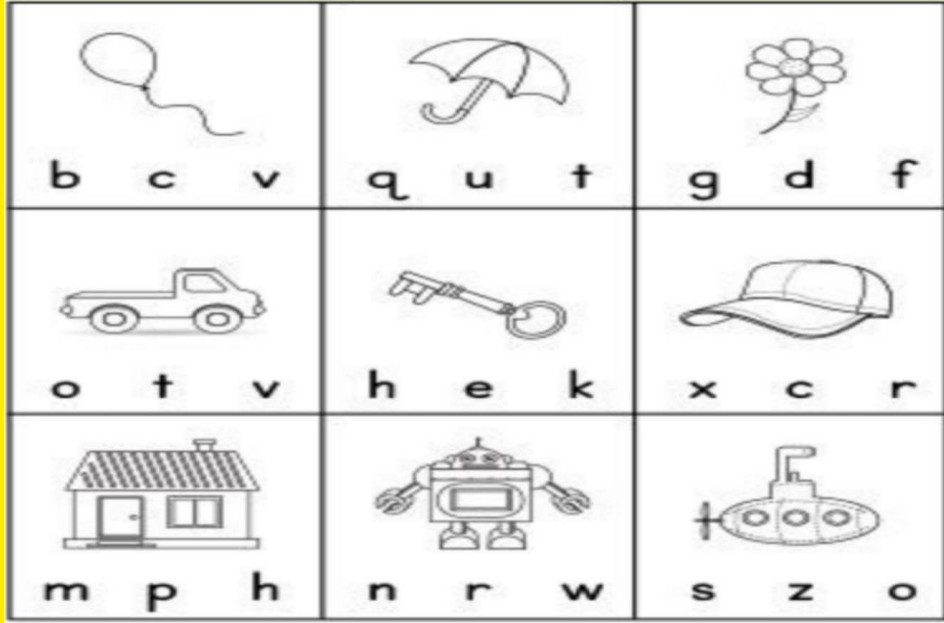
Write the missing letters.



Write the first letter of the picture.




Circle the correct letter of the picture.




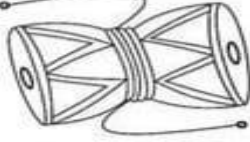
सही अक्षर पर गोला लगाओ



चित्र देखकर पहला अक्षर लिखे और रंग भरें
























नीचे दी गई पंक्तियां पूरी करें।

भ

ब

फ

म

ल

र

श

व

ढ

ण

ठ

ड

ध

न

द

य

ह

त्र

स

क्ष

य

त


ट

ष

प

अक्षरों को जोड़कर चित्र पूरा करें।

@hindimonks.blogspot.com



Can you find **5** differences between the two pictures?



WHAT COLOR?

COLOR THE CIRCLE WITH THE CORRECT ANSWER



KAHOOT QUIZ

❖ LANGUAGE, COMMUNICATION & LITERACY SKILLS (ENGLISH & HINDI)

https://kahoot.it/challenge/08307548?challenge-id=d17f6cfb-eb6c-4d04-ada7-969efbc279f1_1652969579684

❖ ENVIRONMENTAL & ARITHMETICAL CONCEPTS (EVS & MATHS)

https://kahoot.it/challenge/06438819?challenge-id=d17f6cfb-eb6c-4d04-ada7-969efbc279f1_1652970554673

Dear Parents,

Kindly take a print of all the sheets and help your ward to complete holidays homework under your able guidance and send it your respective class teacher.

