



*Delhi Public School Jammu*

*Session 2025 -2026*

*Class I*

# ***FUN IN HOLIDAYS***



## **Subjects:**

- 1) Language, Communication and Literacy Skills (English, Hindi)
- 2) Environmental and Arithmetical Concepts (Maths, EVS)
- 3) Computer
- 4) General knowledge
- 5) Art & Craft



Dear Little Stars,

**The holidays are here! It is a perfect time to explore the world beyond the classroom.**

There's so much to see, learn, and do. Remember, learning doesn't take a holiday, and this special homework is designed to help you return to school smarter, stronger, and full of new ideas. This summer, let your imagination soar—discover, explore, create, and dream!

**With crayons, charts, and thoughts so bright,**

**Let's turn homework into pure delight.**

**Not just a break, but a golden chance,  
For curious minds to learn and advance.**

**With every page and every rhyme,  
We'll make the most of our holiday time!**

***We've prepared playful tasks that keep skills sharp while feeling like games.***

#### **Family Tips**

- **Quality time:** Read a story together, build a pillow fort, share jokes.
- **Helpful hands:** Water plants, set the table, fill water bottles, serve snacks.
- **Daily rhythm:** Choose simple times for wake-up, play, quiet reading, and bedtime—routine helps you feel safe.

#### **Healthy Habits:**

- Eat colourful, nourishing food
- Move your body every day
- Keep clean—wash hands, brush teeth, tidy toys

#### **Extra Sparkles for Little Learners**

1. **Nature Hunt** – Find three leaves that look different and tell their colours.
2. **Sound Shakers** – Fill jars with rice or beads, shake to the beat of a song.
3. **Story Corner** – Snuggle up each night and predict how a picture book ends.
4. **Kindness Garden** – Plant quick-sprout seeds and water them daily.
5. **Photo Diary** – Snap a picture of one happy moment each day; print them into a mini “Summer Smiles” booklet at the end.
6. **Shape Chef** – Cut fruit or sandwiches into circles, triangles, and square then name the shapes before munching.

Relax, enjoy, and have lots of fun!

We can't wait to hear your holiday adventures and see your bright smiles when school begins again.

***Best Wishes***

***Academic Coordinator***



# Complete the sentences with This/That/ These/Those

1- \_\_\_\_\_ is an apple.



2- \_\_\_\_\_ are books.



3- \_\_\_\_\_ is a horse.



4- \_\_\_\_\_ is a house.



5- \_\_\_\_\_ are sneakers.



6- \_\_\_\_\_ is an airplane.



7- \_\_\_\_\_ is a bus.




8- \_\_\_\_\_ are roses.



9- \_\_\_\_\_ are bees.



10- \_\_\_\_\_ is a fish.



11- \_\_\_\_\_ is a cat.



Choose the correct articles, **a** or **an**.

1) This is 

a	an
---	----

 new car.



2) This is 

a	an
---	----

 ugly monster.



3) This is 

a	an
---	----

 red bike.



4) It is 

a	an
---	----

 small ball.



5) It is 

a	an
---	----

 elephant.



6) This is 

a	an
---	----

 old train.



7) It is 

a	an
---	----

 green toy plane.



8) It is 

a	an
---	----

 pink umbrella.



9) This is 

a	an
---	----

 new yellow go-kart.



10) It's 

a	an
---	----

 short ruler.






**Read the comprehension passage and fill the correct answer.**

## The Apple Tree

Here is a beautiful Apple Tree. This tree is very tall. It is full of red apples. There are 10 apples on the tree. The leaves of the tree are green.



**A) Fill in the blanks.**

- 1) It is a beautiful \_\_\_\_\_ tree.**
- 2) Tree is very \_\_\_\_\_.**
- 3) There are \_\_\_\_\_ apples on the tree.**
- 4) The leaves of the tree are \_\_\_\_\_.**

## मात्रा की यात्रा

। की मात्रा सही स्थान पर लगाओ।

रम्....

ब...ज...

सीत्...

क...ल...

राज्...

पपीत....

अ...म्

द....म

म...म.....

र...ध...

हर...

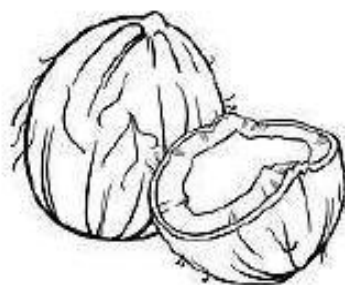

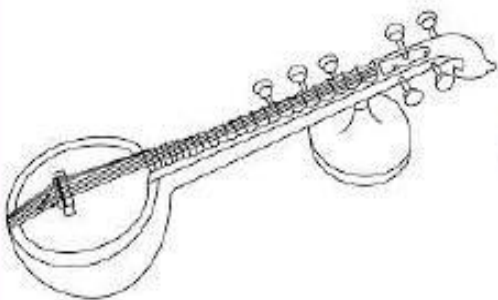
दीय...

मीर...

अ...ज...



चित्र पहचान कर शब्द लिखो और चित्रों में रंग भरो





## अपठित गद्यांश



शनिवार का दिन था । आसमान पर बादल छा गए । रिमझिम - रिमझिम बारिश आ गई। रिया घर पर गिटार बजा रही थी। अनिल बाजार से वापस आ गया । डाकिया आया । वह अनिल का खत लाया।

ऊपर दिए गए गद्यांश को दो बार ध्यान से पढ़ें और नीचे दिए गए प्रश्नों के उत्तर दें।

के) प्रश्न - उत्तर

प्र1. कौन सा दिन था ?

ऊ- \_\_\_\_\_

प्र2. गिटार कौन बजा रही थी?

ऊ- \_\_\_\_\_

ख) खाली स्थान भरें

1) अनिल \_\_\_\_\_ से वापस आ गया ।

2) रिमझिम- रिमझिम \_\_\_\_\_ आ गई।

3) डाकिया \_\_\_\_\_ लाया।



# All About Me

My first name is \_\_\_\_\_

My last name is \_\_\_\_\_



My birthday is on:

\_\_\_\_\_

I am a:                      girl  
                                    boy

I am \_\_\_\_\_ years old.



My mummy's name is \_\_\_\_\_

My daddy's name is \_\_\_\_\_

My telephone number is:



I live



The name of my school is:

\_\_\_\_\_

My favourite colour is:



\_\_\_\_\_

My favourite food is:



\_\_\_\_\_



## My Sense Organs

Use red colour to circle the objects that you can taste,  
Blue colour to circle the objects that you can hear and  
yellow colour for the objects that you can smell.



**Tick the correct answers**

- A** How many sense organs do we have ?  
i. Three    ii. Six    iii. Five
- B** Which sense organ tells us that door bell is ringing ?  
i. Ear    ii. Nose    iii. Skin
- C** Which sense organ tells us that cactus is sharp ?  
i. Ear    ii. Tongue    iii. Skin
- D** Which sense organ tells us that Lemon is sour ?  
i. Eyes    ii. Nose    iii. Tongue

**Match the followings**

- |                 |   |   |          |
|-----------------|---|---|----------|
| <b>A</b> Eyes   |  |  | Drum     |
| <b>B</b> Ears   |  |  | Icecream |
| <b>C</b> Nose   |  |  | Flower   |
| <b>D</b> Skin   |  |  | LCD      |
| <b>E</b> Tongue |  |  | Cactus   |



# My eating habits



Draw and Write

My breakfast



For breakfast, I usually have .....

.....  
.....  
.....

My lunch



For lunch, .....

.....  
.....  
.....

My dinner



For .....

.....  
.....  
.....



# DIY Planter Activity



[https://youtu.be/D\\_u6mNIHprE?si=yCIIdlegXXIJRD8nz](https://youtu.be/D_u6mNIHprE?si=yCIIdlegXXIJRD8nz)

**Kindly click the link for procedure & help your child to make it under your able guidance & supervision.**

## **\*Material required\***

- \* A plastic bottle
- \* One pair of googly eyes
- \* One red colour sheet
- \* A pair of scissors
- \* Five caps of plastic bottle
- \* One small size plastic ball.
- \* Black marker and a glue.

## **Procedure**

1. Dear children, please do this activity under the guidance of your parents.

Take a plastic bottle and cut it in half.

2. Colour the half bottle in your favourite colour. Use a black marker to create your own unique design on the bottle.

3. Paste four bottle caps below the bottle to create legs.

4. Paste googly eyes on a small ball and attach it to the bottle to create a face. Use a bottle cap as a hat and place it on top.

5. Add some soil to the bottle and plant your favourite plant in it.





# MISSING



# NUMBERS

1		3				7		9	
11			14		16		18		20
	22			25			28	29	
31	32		34				38		40
41		43		45		47		49	50
51		53		55		57		59	
	62				66		68		70
71		73		75				79	80
	82		84			87	88		
91		93		95	96			99	100



# Comparison of numbers



a. 25  42



b. 33  12



c. 34  34



d. 23  44



e. 55  62



f. 83  83



g. 54  72



h. 78  62



i. 5  40



j. 47  74



Arrange the numbers in ascending order


37 48 62 79 26



23 65 38 49 54

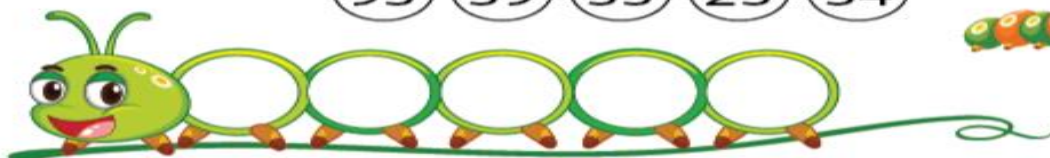


51 45 66 83 73



Arrange the numbers in descending order

93 39 33 23 34



54 17 27 39 44



64 86 68 78 98






# General Knowledge

Look at the picture and identify **Healthy** as (H) and **Junk** as (G)





Colour only the national symbol and write their name.





# **Art and Craft**

## **Activity (Pencil Stand)**



### **Required Material:-**

- 1) Tissue paper
- 2) Fevicol
- 3) Acrylic or fabric colour

**<https://pin.it/9e4jrfRZy>**

**Kindly click the link for procedure & help your child to make it under your able guidance & supervision.**





# Computer

**A. Paste the pictures in your scrapbook showing different places where computers are used.**

**B. Kindly help your child to watch these videos for the better understanding of concepts.**

**Links of the same are given below:-**

**Video on different places where computers are used.**

**<https://youtu.be/X1Gf4xJkg34?feature=shared>**

**Video on different parts of computer and its uses**

**[https://youtu.be/t4nsaW-n1XE?si=78dCnOtngHy\\_NDNO](https://youtu.be/t4nsaW-n1XE?si=78dCnOtngHy_NDNO)**



# **Fine motor & Gross motor skills**

Kindly watch this link & help your child to perform these activities under your able guidance

<https://youtu.be/MD86MGSBd8w?si=ZonttfQ2ccqCdoqu>

<https://youtube.com/watch?v=d53f5RhPbDU&feature=shared>

**Dear Parents,**

Kindly revise all the work done so far in three in one notebook. Also, take printout of holiday homework and help your child to complete it under your able guidance and supervision.

