



Delhi Public School Jammu
Session 2025-2026
Class: PREP

FUN IN HOLIDAYS



happy
holidays!

Dear Little Stars,

The holidays are here! It is a perfect time to explore the world beyond the classroom.

There's so much to see, learn, and do. Remember, learning doesn't take a holiday, and this special homework is designed to help you return to school smarter, stronger, and full of new ideas.

This summer, let your imagination soar—discover, explore, create, and dream!

With crayons, charts, and thoughts so bright,

Let's turn homework into pure delight.

Not just a break, but a golden chance,

For curious minds to learn and advance.

With every page and every rhyme,

We'll make the most of our holiday time!

We've prepared playful tasks that keep skills sharp while feeling like games.

Family Tips

- **Quality time:** Read a story together, build a pillow fort, share jokes.
- **Helpful hands:** Water plants, set the table, fill water bottles, serve snacks.
- **Daily rhythm:** Choose simple times for wake-up, play, quiet reading, and bedtime—routine helps you feel safe.

Healthy Habits:

- Eat colourful, nourishing food
- Move your body every day
- Keep clean—wash hands, brush teeth, tidy toys

Extra Sparkles for Little Learners

1. **Nature Hunt** – Find three leaves that look different and tell their colours.
2. **Sound Shakers** – Fill jars with rice or beads, shake to the beat of a song.
3. **Story Corner** – Snuggle up each night and predict how a picture book ends.
4. **Kindness Garden** – Plant quick-sprout seeds and water them daily.
5. **Photo Diary** – Snap a picture of one happy moment each day; print them into a mini “Summer Smiles” booklet at the end.
6. **Shape Chef** – Cut fruit or sandwiches into circles, triangles, and square then name the shapes before munching.

Relax, enjoy, and have lots of fun!

We can't wait to hear your holiday adventures and see your bright smiles when school begins again.

Best Wishes

Academic Coordinator

Make Words

Write the first letter of the each picture



--	--	--



--	--	--



--	--	--



--	--	--





--	--	--



--	--	--

See the picture and circle the correct letter












PARK VIEW

Find & Circle the letters hidden in the park. Find the letters (a b c d h k m p s t u w y) and Colour the picture also.



Count & Write how many

	<input type="text"/>		<input type="text"/>		<input type="text"/>
	<input type="text"/>		<input type="text"/>		<input type="text"/>
	<input type="text"/>		<input type="text"/>		<input type="text"/>

Find the letter pairs from **Aa** to **Zz** and circle them.

C b n F I n c X E l G f V v j
 U R i f V r O o b W g D o P T
 u l E B h P K P L j q e F p t
 N **A a** y J n X U C u W Q I c b
 I t N P M m w S c R M O i o V
 o Z E D g k B u W r g p x K f
 L z a S C g u T J v i D u f c
 d S Q q t J I Y k X x Z k H h
 A f B i Z m R y M v Q u G V Q
 v U b M r Z K k T a S s Y p e
 F x H t e c p L O Y j p q g W
 J j R X N i N r v F G x z L w
 d K w z n R Y h P O B y A l G
 S F D s G T C d w s x D d s H
 h E e P k a H m B O m U q T e

Aa	Bb	Cc	Dd	Ee	Ff	Gg
Hh	Ii	Jj	Kk	Ll	Mm	Nn
Oo	Pp	Qq	Rr	Ss	Tt	Uu
Vv	Ww	Xx	Yy	Zz		

दिए गए अंको की सहायता से दो अक्षरों वाले शब्द बनाएं।

क	ख	ग	घ	च	छ	ज	झ	ट	ठ	ड
1	2	3	4	5	6	7	8	9	10	11
ढ	त	थ	द	ध	न	प	फ	ब	भ	म
12	13	14	15	16	17	18	19	20	21	22
य	र	ल	व	श	ष	स	ह	ड़	ड़	
23	24	25	26	27	28	29	30	31	32	



18 3



2 13



30 29



26 17


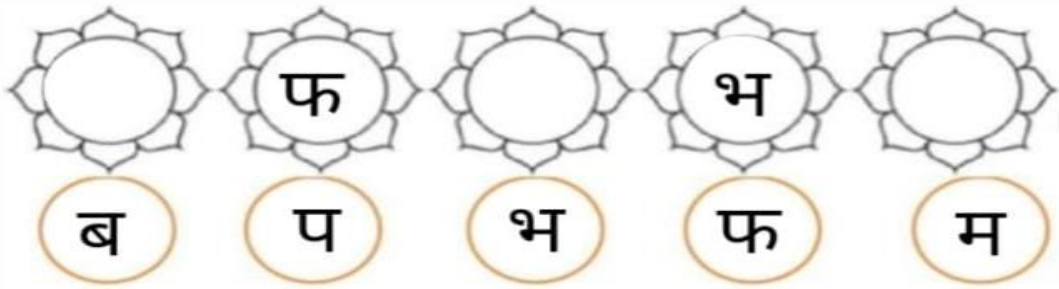




16 17

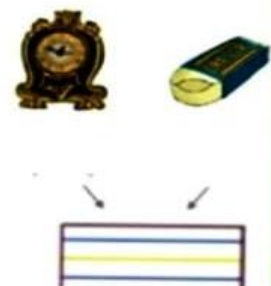
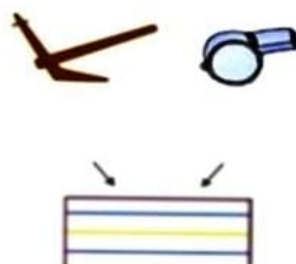

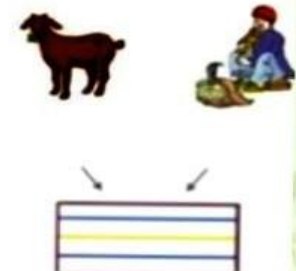
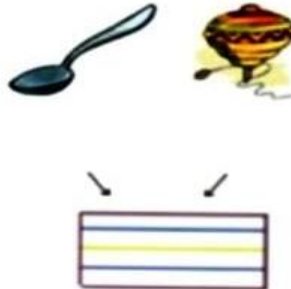
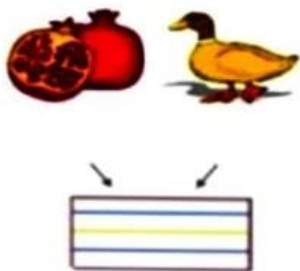

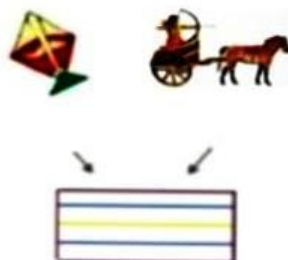
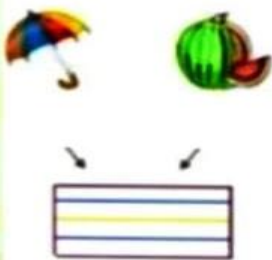
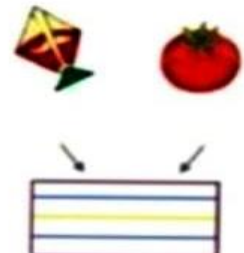
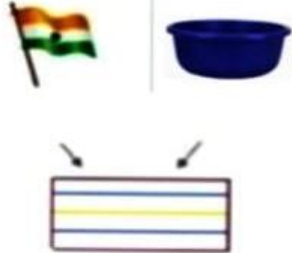
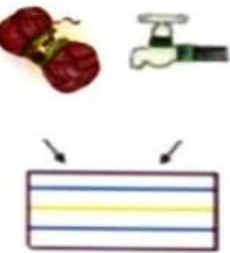
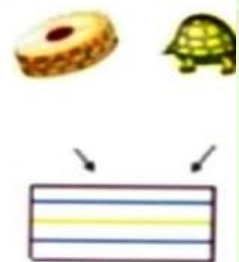
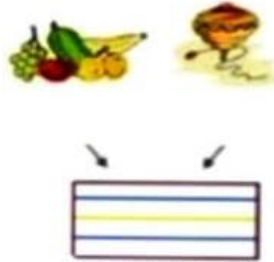
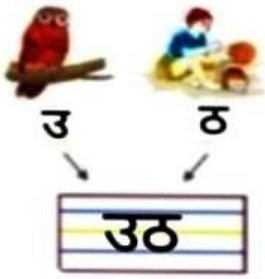


10 3

सही अक्षर लिख कर पंक्ति पूरी करें



चित्रों के पहले अक्षर को लिखकर नए शब्द बनाएं।

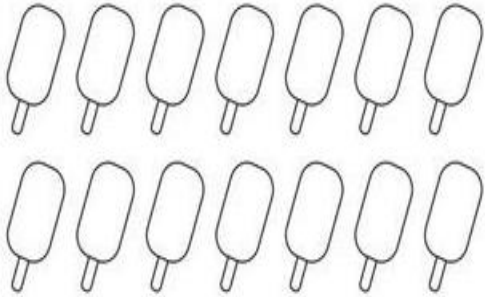


Counting Backward

Fill the missing numbers by counting backward



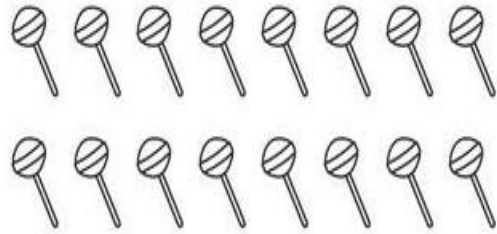
Directions: Count the objects and color the correct number.



17

13


14



16

15


18



7

9

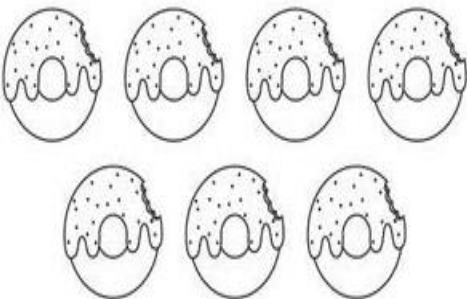
6



6

7


8



7

6

5




10

9

11

Can you find **5** differences between the two pictures?





PUZZLE TIME

Help Patrick to find his way
back home.



PROJECT

1. RECYCLED CRAFT WITH PAPER.

A fantastic & easiest looking and making recycled craft (Robot) by using paper. Beautiful and highly creative craft can be made with ease. It can be a great craft.



Dear Parents,

We wish and hope all of you are perfectly fine. To make your Ward's summer holidays enjoyable, informative and fun – loving, here we present you a wonderful package of interesting items of "HOLIDAYS HOMEWORK".

Creating things is fun. With the help of the link shared below create a paper robot. You can add your own creativity too while making it.

<https://pin.it/4V4cpZU>

2. MY ACTIVITY BOOK.

Make an activity book about yourself "All About Me". This activity is super fun & memorable book for kids to express themselves (like his/her name, how many years old, their fav. colour, how many letters are there in their name, when I grow up I want to be, colour of their eyes, fav. animal etc.) More pages can be added like fav. person, fav. cartoon character and fav. food & so on as per their choice.



Dear Parents,

Kindly click the link given below & watch the video for more clar

<https://pin.it/1UgcwZSf5>

- ❖ For Fine Motor and Gross Motor Skills kindly watch the link and help your child to perform this activity under your able guidance.

* Fine Motor Skills

<https://youtu.be/nfFMg4uwKZQ?si=YLHWky7fuVoTt8yp>

* Gross Motor Skills

<https://youtu.be/HGqbLmZWtO8?si=BzWQr63-2jxQqBhr>

Dear Parents,

Kindly revise all the work done so far in three in one notebook.

Also, take printout of holiday homework and help your child to complete it under your able guidance and supervision.

