



DELHI PUBLIC SCHOOL, JAMMU

SESSION-2021-22



CLASS-VI


CLASS:VI

SUBJECT- ENGLISH

1. Answer the following expression cards based on your syllabus.

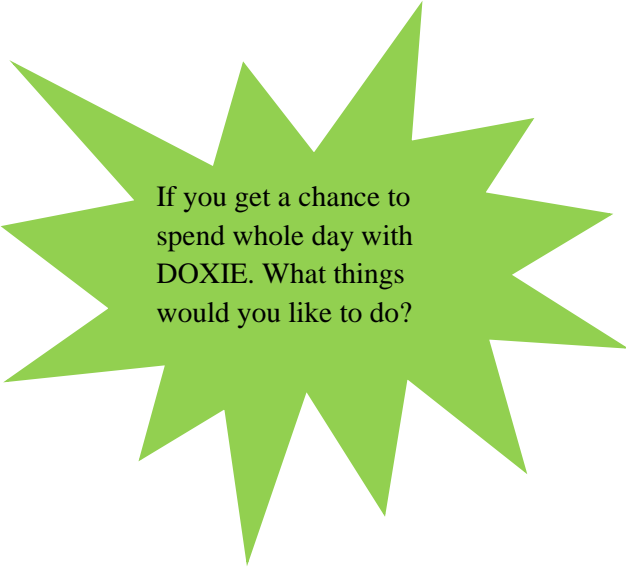


What Things Would You Like to Bring Home from your Campaign Trip to Rivulet?

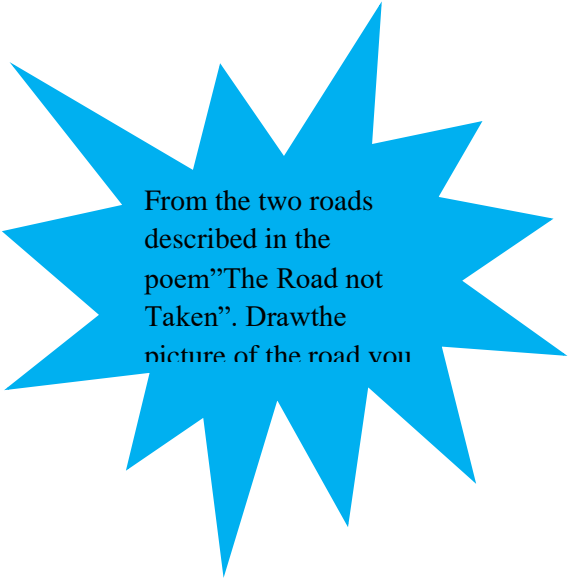


Draw the colourful picture of plane you want to fly and write about your dream flight.

EXPRESSION CARDS




If you get a chance to spend whole day with DOXIE. What things would you like to do?



From the two roads described in the poem "The Road not Taken". Draw the picture of the road you

NOTE :- Maximum word limit for answer is 50-80 words

2. Let's recall the chapter 'The Robot'. Do you think machines get tired and need rest? Discuss. Deepa's father decided not to send Doxie back to the Robotics centre but to dismantle it every night. Do you think this was the right decision? Why / Why not?



3. Predict what you think the following words mean, refer to the dictionary to find the actual definition and weave an interesting story by using the words given.

Hedge, Pettishly, Solemnly, Ruddy, Squadron, Reluctant, Diverged, Undergrowth, Heaved, Empowerment

विषय- हिंदी

कक्षा- छठी

* माँ हमेशा अपने बच्चे की भलाई की बात सोचती है तथा उसे सही रास्ता दिखाती है। इसलिए हमें हमेशा अपनी माँ की सभी बातें माननी चाहिए।

क) लॉकडाउन के समय बच्चों घर में अपनी माँ के साथ रहकर आपने क्या-क्या किया और क्या नया सीखा? अपने विचार 50 से 60 शब्दों में लिखकर प्रकट कीजिए।

ख) माँ से संबंधित कोई एक स्वरचित कविता सुसज्जित ढंग से लिखें और माँ के साथ अपनी कोई एक तस्वीर लगाएँ।



CLASS: VI

SUBJECT: MATHEMATICS

Activity: 1 - Cartoon Making (Interdisciplinary Activity with Fine Arts)

Topic: Whole Numbers

Cartoon Making (Interdisciplinary Activity with Fine Arts)

Procedure:

Take A-4 Size coloured sheet. Make cartoons of first 10 whole numbers.

For example:



Make cartoons of first 10 whole numbers keeping under consideration the following points:

- Colour Yellow - Smallest Number
- Colour Red - Greatest Number
- Colour Blue - Number Divisible by 2 & 3
- Colour Green - First odd number
- Colour Pink - Number multiple of 4

Activity: 2

Topic: Playing with Numbers

Guess the Numbers – Quiz

Suhana and Ridham decide to play a game on numbers. Suhana is giving clues and Ridham has to answer it. Her clues are as follows:

Clue Card - 1

I am the only even prime number.
Who Am I?
.....

Clue Card - 2

(1,3) is a pair of Twin primes.
True or False
.....

Clue Card - 3

We are prime numbers and lie between 50 & 60.
.....

Clue Card - 4

I am a 2-digit number and my ones digit is 6.
Am I an even or odd Number?
.....

Clue Card - 5

(21,32) is a pair of Co-prime numbers.
True or False
.....



Work Sheet

Q 1: Grid Fun – Magic Square: -

Riya is solving puzzles in a book. She came across a magic square. The rule of the magic square is that the product of the numbers horizontally, vertically and diagonally is the same.

50	1	20
	100	



Riya completes the magic square applying the concept of factors and multiples. What do you think is the solution?

Q 2: Let's do some research work:

- Who is the Father of Mathematics?
- Who discovered Zero (0)?
- Who developed an easy method to find out all the prime numbers?
- Who is known as the first Prince of Mathematics in India?
- Which number system does not have the symbol for Zero?

Q3: Project Work

Prepare a presentation on either of the following:

- Aryabhata – The Great Mathematician and his contributions
- PPT on Roman Numbers and Hindu Arabic Numbers



CLASS-VI

SUBJECT-SCIENCE


- 1) Perform the experiment 2, To test the presence of starch, sugar, protein and fat in the given food item (given in the lab manual on Page 13)**

Prepare the viva - voce questions given at the end of the activity. Make a video/presentation of yourself performing this activity stating your observation and inference.

Link <https://youtu.be/1a4Jy6JOjiY>

- 2) Prepare a note on the following 20 terminologies. Do it in your Scrap book.**

- | | |
|------------------------|--------------------------|
| 1. Science | 11. Lustre |
| 2. Cell | 12. Virus |
| 3. Deficiency | 13. Bacteria |
| 4. Antibodies | 14. Fungus |
| 5. Obesity | 15. Digestion |
| 6. Solubility | 16. Roughage |
| 7. Vitamin | 17. Balanced diet |
| 8. Enzyme | 18. Scurvy |
| 9. Carbohydrate | 19. Nutrients |
| 10. Protein | 20. Hemoglobin |



3) Make a simple face mask of any fabric, cotton/linen for yourself. Always remember to wear a mask and keep yourself safe.

Link https://youtu.be/uRfhuRNua_E

CLASS: VI

SUBJECT: HISTORY/CIVICS

- 1. Make a timeline on a chart paper showing BCE and CE periods.(as shown on Page 11 of your textbook).**

Instructions:

- I) Prepare the chart using pencil.**
- II) Mark the dates carefully.**

<https://www.youtube.com/watch?v=kDNH4G9iacw&t=9s>

- 2. It is the duty of every person to protect the environment and its surroundings during the pandemic. Prepare a PPT to show the dos and don'ts of making the environment healthy. Feel free to compare the times before and after COVID-19.**

Instructions:

- i) The PPT should be well informative.**
- ii) Number of slides should be between 5 to 7.**

<https://www.youtube.com/watch?v=UVxWWW63SdU>

Sub:Geography

ENRICHMENT ACTIVITY

1. **Observe the Globe and note down the latitude and longitude of the following cities in a chart given below:**



<u>Cities</u>	Latitude	Longitude
<u>CHENNAI</u>		
<u>DELHI</u>		
<u>NEW YORK</u>		

<u>SYDNEY</u>		
<u>PUNE</u>		
<u>SINGAPORE</u>		
<u>CALIFORNIA</u>		
<u>SHANGHAI</u>		

FUN ACTIVITY

- 1. Observe the sky at night. Try to locate the pole star with the help of Pointer star. You can take the help of your elders . Also try to locate and take pictures of some of the**




following Constellations and make a creative and beautiful photo collage out of it.

- **Saptrishi**
- **Ursa major**
- **Cassiopeia**
- **Leo**
- **Cynus**

Holiday Homework can be done on Geography notebook and a soft copy of photo collage can be made.

Here is the Morse Code chart given below:-




1. Write the Morse Code of all the Months of a year.

2. Also write the Morse Code for the Days of a week.

CLASS: - 6th
SUBJECT: URDU اُردو

1. Put dots and signs where ever necessary .

1- جہاں ضروری ہو حروف پر نقطے اور علامتیں لگائیں۔



2. Make new words from the letters given in the circle and write them as per given example.

2- دیئے گئے دائرے میں جو حروف ہیں ان کی مدد سے مثال کے مطابق نئے لفظ بنائیے اور لکھیئے۔ (توڑ بھی اور جوڑ بھی)

کھیل کھیل میں سیکھو۔ تیر کے نشان کے ساتھ چل کر حروف کو ملا کر نئے لفظ بناؤ اور لکھو۔

جیسے۔۔۔ ٹاٹ

ناچ ناچ

پ

ب

ن

ن

پ

ٹ

ٹ

ن

ج

ن

ت

ن

ج

ن

Subject:French

Q.1. Presentez-vous en francais et collez votre photo .

(Introduce yourself in French and paste your photograph.)




Q.2. Collez un drapeau Indien et un drapeau Francais et ecrivez les similitudes et les differences entre les deux.

(Paste an Indian flag and a French flag and write the similarities and differences between the two .)

Indian Flag



French Flag



Similarities

Differences

CLASS : 6TH

SUB:GERMAN

Hallo Studenten,

Zeichnen Sie ein Bild Ihrer Wahl und verwenden Sie die gleichen Farben, machen Sie ein oder zwei Minuten Video und stellen Sie Ihr Bild in deutscher Sprache vor .

Hello students,

Draw a picture of your choice and using same colours, make 1 or 2 mins video then introduce your picture in German language.

1.Red

2.Blue

3.yellow

4.Green

5.Purple


6.White

7.Black.

8. Orange

9. Brown

10.Pink



विषय :-संस्कृत

अपने परिवार के सदस्यों एवं अपने मित्रों के नाम लिखकर / बोलकर उनका वर्ण- विच्छेद कीजिए तथा अपने परिवार के सदस्यों के चित्र भी चिपकाएं ।
चित्रों को बताते हुए 1 मिनट की अपनी वीडियो बनाएं उसमें परिवार के सदस्यों का नाम उच्चारण करें एवं विच्छेद का भी उच्चारण करें।

उदाहरण- बालिका =ब्+आ+ल्+इ+क्+आ



सामान्य निर्देश-

> छात्र का नाम ,कक्षा, वर्ग एवं तिथि लिखना अनिवार्य है ।

NOTE:

- 1. Send your Holiday Homework by e-mail to your respective Subject Teacher by 13th July,2021. Your submission will carry 4 marks. (2 marks – Subject Relevance and Research, 2 marks- Handwriting).**
- 2. Practice for your Homework/ Project Presentation (5-6 mins) to be held during virtual class after holidays. It will carry 6 marks. (2 marks- Confidence, 2 marks- Subject Clarity, 2 marks – Presentation Skills).**
- 3. The schedule for presentation will be shared later.**
- 4. The teacher may ask 1 or 2 questions during the presentation.**

