



**Delhi Public School Jammu**

**Session 2023-2024**

**Class: Prep**

***FUN IN HOLIDAYS***



Dear Children,

The long-awaited summer vacation is here. Summer is a time to relax, be productive and get ahead. As important as it is to rest and enjoy, it is also important to continue to learn. Strike a balance between work and play and allow yourself to grow. Along with enjoying and relaxing make this summer a time to learn new things and explore the Opportunities available.

To enhance your learning, we have planned enjoyable activities to keep your skills sharp and concepts clear. Use your energy and give a vent to your creativity.

- Spend quality time with your family.
- Help in household chores like watering the plants, laying the table, filling water bottles, serving the food, etc.
- Ensure you should follow some time schedules like bedtime, study time, playtime, etc.
- Adopt a healthy lifestyle like eating good nutritious food,
- Doing exercise and taking care of personal hygiene.

It will surely enhance your learning. Relax, enjoy, and have lots of fun.

**Headmistress**

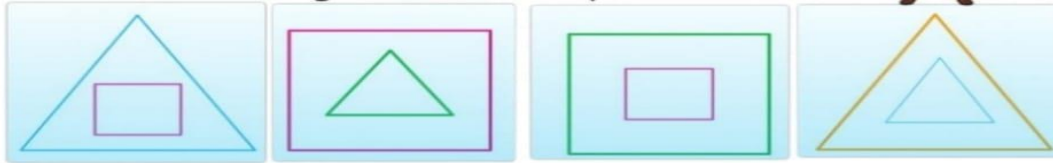
**DPS Jammu**

**Principal**

**DPS Jammu**

# LET'S LEARN AND ENJOY

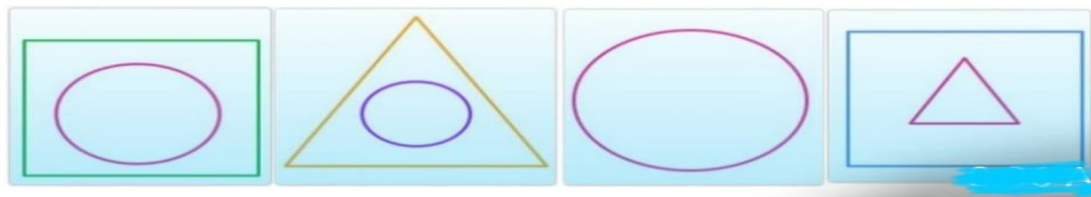
Select the triangle **inside** the rectangle.



Select the circle **inside** the triangle.



Select the circle **inside** the square.



Write each missing number.

1   ○   3   ○   5   ○   ○   8   ○   10  
11   ○   ○   14   ○   16   ○   18   ○   20  
21   ○   23   ○   25   ○   27   ○   ○   30  
31   ○   ○   34   ○   36   ○   38   ○   40  
41   ○   43   ○   45   ○   47   ○   ○   50

Write what comes after.

12

22

34

38

19

15

27

45

8

24

36

39

42

47

49

19

## Alphabet Maze

Circle the letter to complete the sequence.

START →	A	M	A	P	T		
L	P	C	B	A	R	D	B
F	E	D	B	A	P	T	C
G	H	A	L	M	R	S	A
U	I	J	K	N	O	T	O
M	Z	X	R	Q	P	C	V
L	E	T	S	R	B	N	E
A	V	U	N	S	R	S	D
Y	W	X	Y	Z	→	END	

Fill in the missing letters:


A \_\_\_ CD \_\_\_ FGH \_\_\_ JK \_\_\_ M

NO \_\_\_ QR \_\_\_ TU \_\_\_ WX \_\_\_ Z



## Alphabet Hunt

**Find the alphabet!**




The illustration shows a diver in a striped suit and helmet, holding a box labeled 'Alphabet A to Z'. The scene is filled with sea life: a large whale, a jellyfish, several fish, a crab, and coral. Letters of the alphabet are scattered throughout the scene, often integrated into the shapes of the sea creatures or objects. For example, the letter 'N' is on the whale's tail, 'S' is on a vertical pipe, 'Y' is on a fish's body, 'C' is on a jellyfish, 'R' is on another jellyfish, 'B' is on a fish's body, 'K' is on a fish's body, 'G' is on a fish's body, 'Z' is on a fish's body, 'M' is on a crab, 'E' is on a crab, 'L' is on a shell, 'T' is on a starfish, 'W' is on a starfish, 'D' is on coral, 'J' is on coral, 'H' is on coral, 'X' is on coral, 'I' is on coral, 'U' is on coral, 'O' is on coral, 'V' is on coral, 'A' is on coral, 'Q' is on coral, 'F' is on coral, and 'M' is on coral.

Look for the letters of the alphabet. When you find one, color it in and then cross it off below. Happy hunting!

A	B	C	D	E	F	G	H	I	J	K	L	M	N	O
P	Q	R	S	T	U	V	W	X	Y	Z				

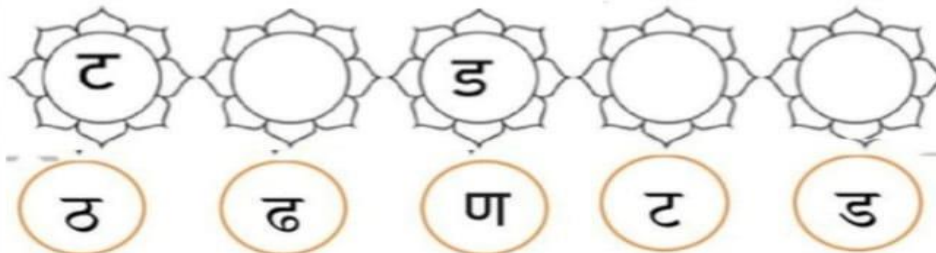
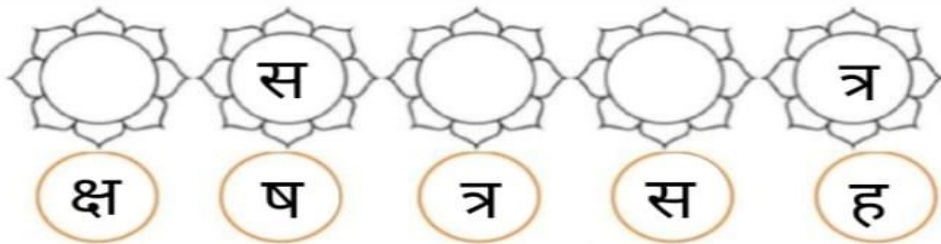

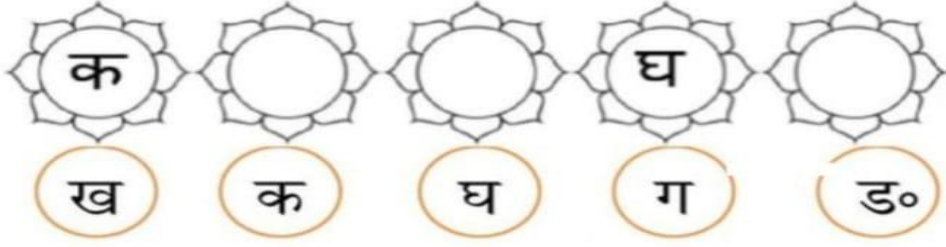
Write the small cursive letter of the given letters.

A			P	
L			E	
Q			V	
G			S	
U			H	
T			B	
C			X	
O			J	
Z			M	
			R	


Kindly click on the link given below & watch the video for the phonic drill of letters A to Z.

<https://youtu.be/mnMpiBvUopA>

सही अक्षर लिख कर पंक्ति पूरी करें



व्यंजन त से ज तक लिखे



❖ कृपया नीचे दिए हुए लिंक को क्लिक करके विडियो देखे तथा अक्षरों की ध्वनियों को याद करे तथा लिखने का अभ्यास करें |

<https://youtu.be/TVKFefBhPLg>



चित्रों के पहले अक्षर को लिखकर नए शब्द बनाएं।



उ ठ

उठ



Blank handwriting practice box with two arrows pointing to the top line.



Blank handwriting practice box with two arrows pointing to the top line.



Blank handwriting practice box with two arrows pointing to the top line.



Blank handwriting practice box with two arrows pointing to the top line.



Blank handwriting practice box with two arrows pointing to the top line.



Blank handwriting practice box with two arrows pointing to the top line.



Blank handwriting practice box with two arrows pointing to the top line.



Blank handwriting practice box with two arrows pointing to the top line.



Blank handwriting practice box with two arrows pointing to the top line.



Blank handwriting practice box with two arrows pointing to the top line.



Blank handwriting practice box with two arrows pointing to the top line.



Blank handwriting practice box with two arrows pointing to the top line.



Blank handwriting practice box with two arrows pointing to the top line.



Blank handwriting practice box with two arrows pointing to the top line.

## **International Yoga Day**

To help your child grow holistically, they need to perform co-curricular activities as well.

Yoga makes your mind calm and peaceful.

Kindly watch the link: <https://youtu.be/oYI0TPJOuGk>



## **Projects**

### **1. RECYCLED CRAFT WITH PAPER**

Creating things is fun. With the help of the link shared below create a paper robot. You can add your creativity too while making it.



### **2. MAKE A PIGGY BANK OUT OF A PLASTIC BOTTLE**



### **You Need**

- An empty plastic bottle
- Colored/white paper
- Glue
- Tape
- A penknife (make sure you supervise your child when she uses it)
- Felt pens/crayons/paint (optional)
- Small bottle caps (optional)

### **What to do:**

- Make sure the bottle is clean and dry.
- On the side of the bottle make a slit just big enough for a coin to go through.
- Tape up the edges of the slit to make them smooth.
- Cover the bottle with colored paper. Or you can use white paper and draw or color patterns on it.
- You can even design the bottle to look like a little pig. Cut out paper in the shape of ears and glue it onto the bottle.
- Stick smaller pieces for the eyes and nose (on the bottle cap).
- Stick the small bottle caps at angles as legs on the underside of the bottle.

Dear Parents,

Kindly take a printout of all the sheets and help your ward to complete holidays homework under your able guidance. Please send completed holidays homework to your respective class teacher after the summer break.

**Note: Revise all the work done so far.**

