




DELHI PUBLIC SCHOOL JAMMU

SESSION:2023-24



CLASS:VI

Summer vacations are synonymous with fun, frolic, getting up late in the morning, going for picnics, spending time with friends, exploring new places, and watching fun filled shows on television. But there is lot more you can do to make your vacations more meaningful, interesting, and fun while still doing your favourite activities.



Here are some suggestions you may like:

- Go out for morning walk and spend time to observe nature.
- Watch your mom working in the kitchen and help her keep the house clean.
- Visit your grandparents, spend time with them.
- Teach them to operate some useful applications in mobile phones.
- Plant a sapling and watch it grow.
- Play any sport with your parents which they played during their school days.
- Devote some time for reading during the summer break. Some suggested books:



Summer vacation is the time when you can be more candid and creative. The Holiday assignments are focused to let the creative and latent talents, skills and desires of the children come to the surface in a joyful and experiential manner. So dear children, Get... Set... Go... Enjoy doing the activities and ensure timely completion of the given assignments.



SUBJECT: ENGLISH

Q1. Make a list of thirty words which we can use instead of 'very'. Eg: very slow –sluggish, very sorry-apologetic etc. A few words are shared with you, prepare your work neatly on a A-4 sheet with pictures.

✗ Very bad	✓ Awful
✗ Very smart	✓ Intelligent
✗ Very sad	✓ Sorrowful
✗ Very upset	✓ Distraught
✗ Very cold	✓ Freezing
✗ Very strong	✓ Forceful
✗ Very bright	✓ Luminous

Q2. The ecosystem is a complex, interconnected network comprising biotic and abiotic elements. Biotic elements include all living organisms such as plants, animals and microorganisms. Abiotic components, on the other hand, include non-living entities that are vital for the survival of life and these include soil, water, climate, etc. Among all biotic elements, Flora and Fauna are the most fascinating ones.

Read about the tribal art, flora and fauna of your state, either in library or internet and create a colourful poster to create awareness.

Q3. Kindly click the link below to enjoy an ICT based activity.

<https://www.gamestolearnenglish.com/comparatives/>

■ हिंदी ग्रीष्मावकाश गृहकार्य ■

विषय: हिंदी

कक्षा : छठी

- हमारे देश व विदेश में बहुत सारे ऐसे प्रसिद्ध विकलांग व्यक्ति हैं जिन्होंने अपने जीवन में बहुत संघर्ष करके उपलब्धियाँ प्राप्त की हैं। आप भी उन प्रसिद्ध व्यक्तियों के चित्र चिपकाएँ और उन में से किसी एक व्यक्ति के जीवन के बारे में जानकारी एकत्रित करें और लिखें।
- बच्चों, आपने अपनी पाठ्य पुस्तक वसंत में मुंशी प्रेमचंद द्वारा लिखित कहानी नादान दोस्त पढ़ी। मुंशी प्रेमचंद एक ऐसे लेखक थे जो समय के साथ बदलते गए और हिंदी साहित्य को नया रूप प्रदान किया। प्रेमचंद जी हिंदी के लेखक ही नहीं बल्कि एक महान उपन्यासकार, नाटककार और साहित्यकार थे।
क) मुंशी प्रेमचंद द्वारा लिखित कोई एक कहानी पढ़ें और उस कहानी का सारांश अपने शब्दों में लिखिए। (80-100 शब्द सीमा)
ख) मुंशी प्रेमचंद जी का चित्र लगाएँ और उनके द्वारा लिखित किन्हीं पाँच रचनाओं के नाम लिखें।



SUBJECT: MATHS

Task 1

MAGICAL WARLI ART by using Triangles, Circles and Lines.

The warli art is centered on the concept of Mother Nature and elements of nature are often focal points depicted in Warli artifacts.

Aim: Aim of this art integrated activity is to draw Warli Art showing two dancing tribal women, using triangles, circles and line segments.

Reference Link: <https://youtube.com/watch?v=vffJj6z46gg&feature=share>

Task 2

Division Examples In the World Around You

Look for **examples of division** in the world around you.

Example: A Box of 12 Eggs



There are 12 eggs in 2 rows of 6:

- so 12 divided by 2 is **6**
- and 12 divided by 6 is **2**

Sketch the division you find, and show **both division facts**.

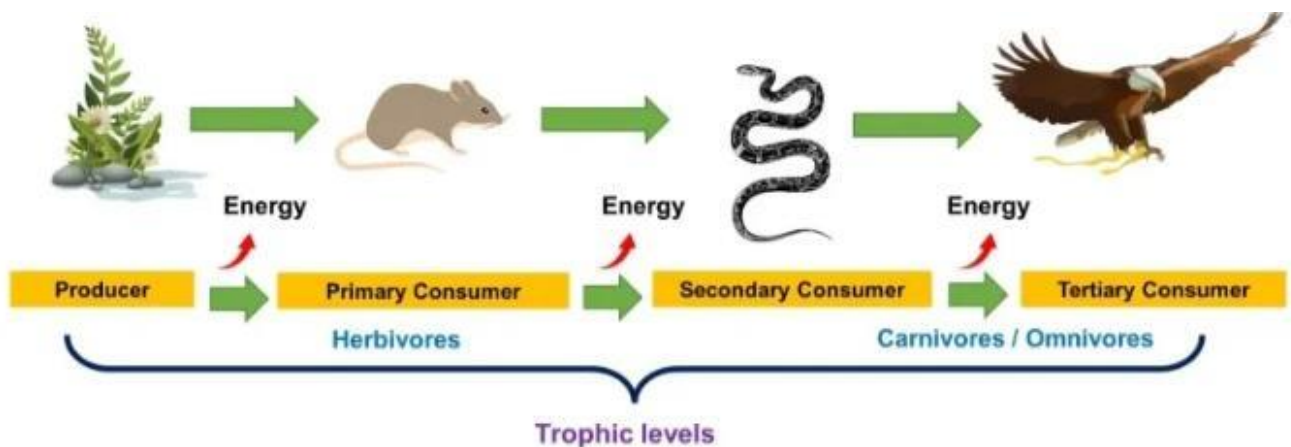
Look for things like ice cubes in a tray, chocolates in a box, tiles on a wall, paving stones, etc.

SUBJECT-SCIENCE

1. Research and then make a list (with pictures) of cuisines generally taken by people of different regions of India like Uttar Pradesh, Bihar, Gujarat and Jammu and Kashmir. Mention the nutritive value of each cuisine on the picture. Paste these pictures on large outline map of India. Refer the picture given below.



2. To identify the food habits of different animals and construct a food chain/web to show their inter relationship. Visit your neighbourhood and list down as many animals as you observe like insects, frogs, lizards on the grass, plants, trees, Pond etc. Research their inter relationship. Make a food chain/food web to show their food habits. Sketch the diagrams to represent the food chain on an A4 size sheet.



Value Based Activity: Take some bird feed with some nuts and grains and leave it in your garden to feed the birds. Keep a bowl of fresh water every day near the bird feed.

Skills Enhanced: Empathy, Identification, Drawing, construction, Illustration, Finding relation.

SUBJECT- SOCIAL SCIENCE

Learning is **MORE**
effective when it is
ACTIVE rather than
a passive process

- Kurt Lewin

HISTORY

What Was On The Menu Of The Stone Age Man?'

Research the food eaten by the Stone Age man (animals, fish ,berries etc.
Prepare a menu of a meal you think was ok for the Stone Age Man. Present it innovatively on the A4 size sheet.



CIVICS

'Unity in Diversity'


Make a project showcasing the diversity that exists in the life of people of GUJARAT state (Cuisines, Music, Dance, Language, Festivals, Cultural Dress, Religions practiced by the people etc).
Make a collage on scrap book.



SUBJECT: URDU اُردو


1. Put dots and signs where ever necessary .

1. جہاں ضروری ہو حروف پر نقطے اور علامتیں لگائیں۔



2. Write the correct letter after recognising the picture .

2. تصویر پہچان کر صحیح حرف لکھیے۔ جیسے مثال دی گئی ہے۔



Note: - Make a one minute video while doing your activity.

विषय- संस्कृत

भवतः वर्गे उपलभ्यमानानां पञ्च नपुंसकवस्तूनाम् नामकरणं कृत्वा तान् वर्गीकृत्य स्थापयन्तु स्वकक्षायां १० छात्राणां नाम लिखन्तु ।

* पदानाम् वर्णवियोजनं कुर्वतु ।

* उपर्युक्त पदानां लिंगानुसारं विभाजनं कुर्वतु।



ध्ययेः/उद्देश्य :-

अस्य क्रियाकलापस्य निम्नोद्देश्यम् अस्ति -

* छात्राः स्मरणशक्त्या सदुपयोगं कर्तुम् समर्थाः भवन्तु ।

* अध्ययनशीलाः भवन्तु।

निर्देशाः -

* एतत् कार्यं कुर्वन् वदन् च एकं विडियो कृत्वा स्वस्य शिक्षकाय प्रेषयन्तु।

*अस्मिन् whatsapp नम्बरे प्रेषयन्तु-7006311978

SUJET: FRANCAIS

On the double side of your notebook make the logo of G20 (Vasudeva Kutumbhkam) in the middle surrounded by the names of members countries with their flags.

Please note that the countries should be written in French along with definite articles

***You have to make a one minute video of your introduction in French and send it to my WhatsApp number.

Sub.:German

Guten Tag Studenten,

Liebe Schüler,

Erstellen Sie einen Stammbaum auf einem 4-Zoll-Blatt, indem Sie die Bilder Ihrer Familienmitglieder einkleben und jeweils eine kurze Einführung geben.

Hinweis: Die Schüler machen ein einminütiges Video von Ihnen

Danke Schön!

Good day students,

Dear students

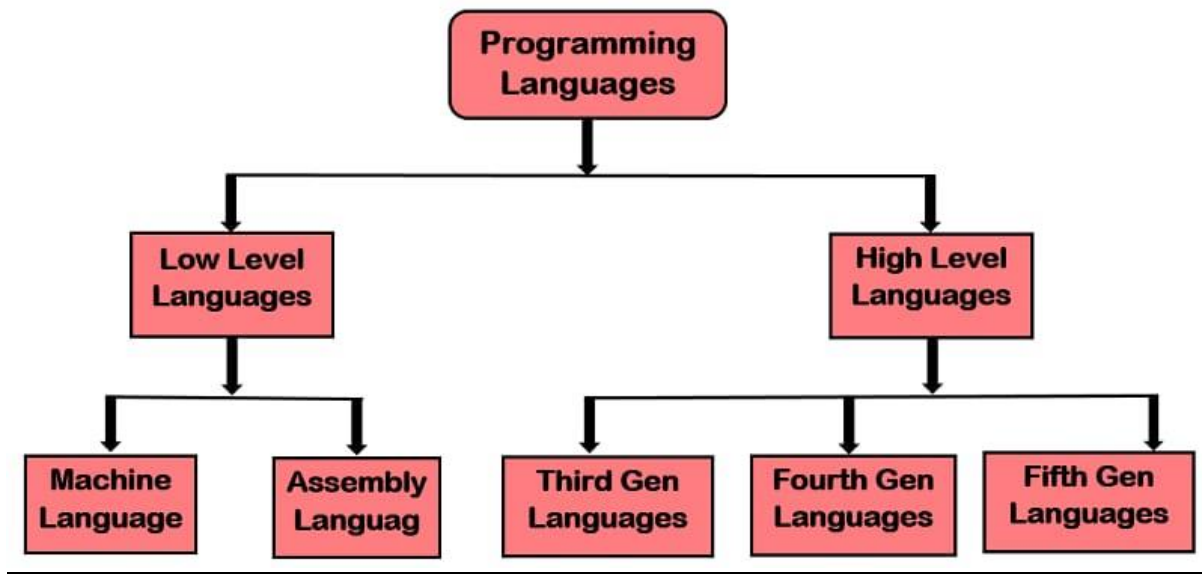
Make a family tree on A 4 size sheet by pasting the pictures of your family members and also give a brief introduction about each of them.

Note : Students make a one minute video of your family member's introduction in German language.

SUBJECT-COMPUTER

Computer Language: The languages that are used to write a program or set of instructions are called "Programming languages".

MAKE A PRESENTATION ON "GENERATION OF COMPUTER LANGUAGES"



Points of reference

- Welcome Slide(First slide)
- Computer Language(Second Slide)
- Types of Computer language (Their Titles and their feature from 1GL TO 5GL on 5 separate slides with images)
- Thank you Slide.