



Delhi Public School Jammu

Session : 2025-2026

Class: Pre-Nursery

Fun in Holidays

Subjects :

- 1) English**
- 2) Number Concept**
- 3) Pattern Writing**



"Summer Vacations are starting today. All the kids are ready to play. Learning through play is the best way."

Children shout Hip Hip Hurray"



Dear Little Stars,

The holidays are here! It is a perfect time to explore the world beyond the classroom.

There's so much to see, learn, and do. Remember, learning doesn't take a holiday, and this special homework is designed to help you return to school smarter, stronger, and full of new ideas.

This summer, let your imagination soar—discover, explore, create, and dream!

**With crayons, charts, and thoughts so bright,
Let's turn homework into pure delight.
Not just a break, but a golden chance,
For curious minds to learn and advance.
With every page and every rhyme,
We'll make the most of our holiday time!**

We've prepared playful tasks that keep skills sharp while feeling like games.

Family Tips

- **Quality time:** Read a story together, build a pillow fort, share jokes.
- **Helpful hands:** Water plants, set the table, fill water bottles, serve snacks.
- **Daily rhythm:** Choose simple times for wake-up, play, quiet reading, and bedtime—routine helps you feel safe.

Healthy Habits:

- Eat colourful, nourishing food
- Move your body every day
- Keep clean—wash hands, brush teeth, tidy toys

Extra Sparkles for Little Learners

1. **Nature Hunt** – Find three leaves that look different and tell their colours.
2. **Sound Shakers** – Fill jars with rice or beads, shake to the beat of a song.
3. **Story Corner** – Snuggle up each night and predict how a picture book ends.
4. **Kindness Garden** – Plant quick-sprout seeds and water them daily.
5. **Photo Diary** – Snap a picture of one happy moment each day; print them into a mini “Summer Smiles” booklet at the end.
6. **Shape Chef** – Cut fruit or sandwiches into circles, triangles, and square then name the shapes before munching.

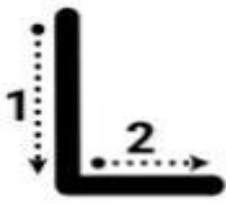
Relax, enjoy, and have lots of fun!

We can't wait to hear your holiday adventures and see your bright smiles when school begins again.

Best Wishes

Academic Coordinator


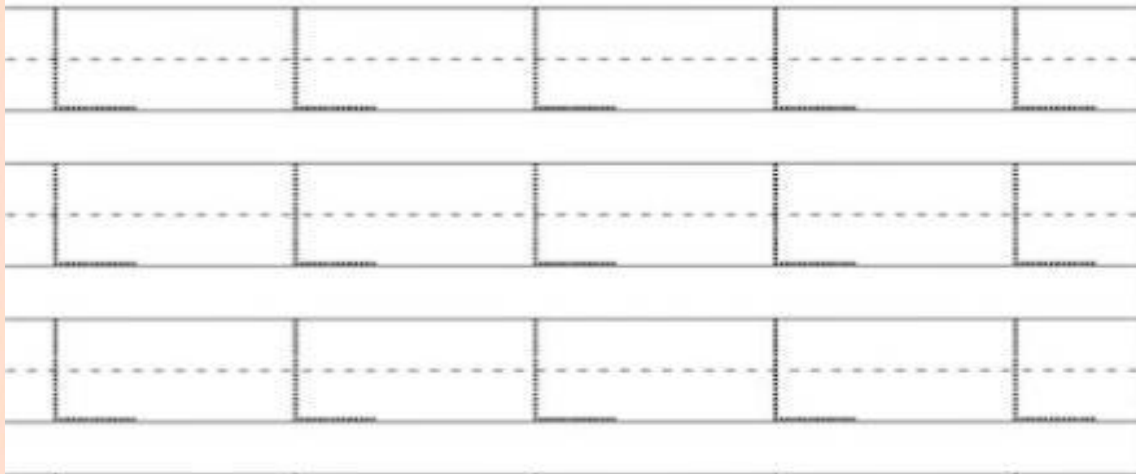
1. Trace the letters.


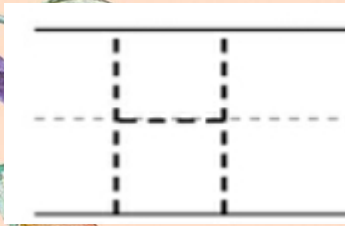


Leaf



Log





2. Circle the pictures with letter L.





3. Circle the pictures with letter T.



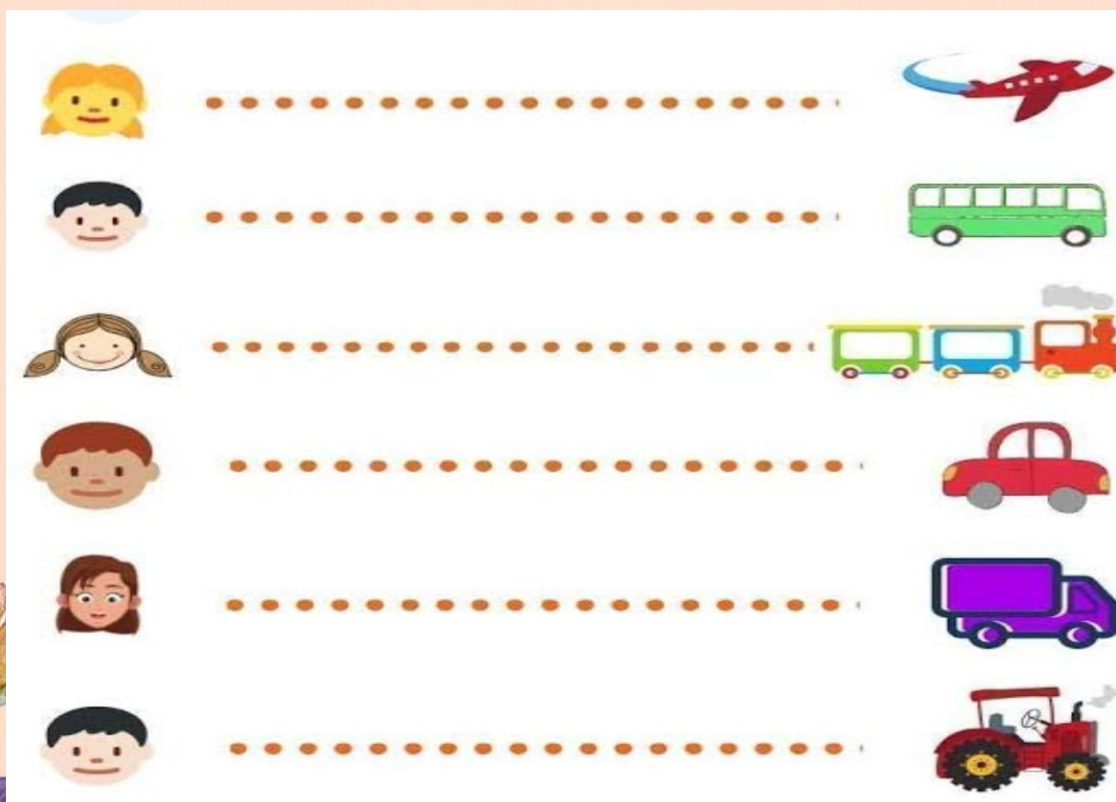
4. Join the same pictures.




5. Trace the standing lines and colour the pictures.



6. Trace sleeping lines




7. Circle number 1.



8. Trace number 1.




9. Trace number 2.



10. Circle number 2.



11. Colour the bigger one.



12. Circle the smaller one.




PROJECT WORK

1. MY FAMILY TREE

Material Required :

1. Cardboard
2. White Sheet
3. Coloured Sheets
4. Glue

Procedure : Take a cardboard and paste white sheet on it. Draw/Paste a tree with leaves and paste pictures of your family members on the circles as shown in the picture given below.



2.COLOURFUL BUTTERFLY

Material Required :


- Butterfly cut-out (on A4 or half-chart thick paper/cardboard)
- Child-safe glue
- Old magazines/newspapers/colored paper
- Crayons, sketch pens, or watercolors
- Cotton buds (optional, for painting)

Procedure:

1. Parents will prepare and provide a butterfly cut-out for the child.
2. Children will decorate the butterfly using any one or a mix of the following methods:
 - Coloring with crayons/sketch pens
 - Tearing and pasting colored paper bits
 - Fingertip or cotton bud painting
3. Use bright, cheerful colors. Let children do it mostly on their own.
4. Allow it to dry completely before bringing it to school.

Decoration Ideas:

- Add googly eyes or draw eyes and a smile.
- Use glitter (only if safe and supervised).
- Paste small craft items like stars, buttons, or sequins (optional).



Links for fine and gross motor activities

1. <https://youtube.com/watch?v=IUY4NrPeHJY&feature=shared>

2. <https://youtube.com/watch?v=92IQuZ-6B0o&feature=shared>

Kindly watch these links and help your child to perform these activities under your able guidance and supervision.

HAPPY HOLIDAYS

